

# APRIL 2023



Daily literacy-building activities to share with your child.

SUNDAY

MONDAY

TUESDAY

WEDNESDAY

THURSDAY

FRIDAY

SATURDAY



**1 WRITING**

Talk a walk outside together. When you return home, work together to draw the story of your walk. What did you see?

**2 PLAYING**

Take turns pretending to be a variety of animals. Bark and wag your tail like a dog. Wriggle like a snake. Be a bird flapping its wings.

**3 TALKING**

Say a favorite nursery rhyme, but change an important word to something silly.

*Hickory Dickory Dock, the mouse ran up the tree...*

**4 SINGING**

Has it been raining a lot? Sing "Rain, Rain, Go Away."

*(Words are on the back. ➡)*

**5 COUNTING**

Talk about big and little today. Find and talk about items that are different sizes throughout the day.


**6 READING**

Visit the library (in person or online) and check out books about spring.



**7 WRITING**

Create a piece of art. Look at the sky and draw the clouds. Be sure to sign your name!



**8 PLAYING**

Play follow the leader. One person (the leader) performs actions the others must follow. Take turns being the leader.

**9 TALKING**

Use new describing words today. For example, say "enormous" instead of "big" and "wonderful" instead of "great."


**10 SINGING**

Sing "Row, Row, Row Your Boat" during bath time.

*(Words are on the back. ➡)*

**11 COUNTING**

Cut a piece of toast in half. Say "Now we have two pieces the same size."



**12 READING**

Help your child stack blocks as high as you can. Count each block as you add it. How many can you stack before it tumbles over?

**13 WRITING**

Make a dot painting with cotton swabs and paint to help develop fine motor skills.

**14 PLAYING**

Cut out large shapes—a square, a triangle, a circle—and place them on the floor. Take turns telling which shapes to step on.

**15 TALKING**

Talk about your day and their day.

*I'm making breakfast. You're playing with blocks. We're getting ready to go out.*

**16 SINGING**

Sing "I Hear Thunder."

*(Words are on the back. ➡)*

**17 COUNTING**

Count to five as you hop up and down five times. Count five small steps. Count five big steps.

**18 READING**

Teach letter sounds by playing "I Spy."

*I spy with my little eye something that begins with S.  
Yes! A spoon!*

**19 WRITING**

Help your child experiment with a variety of writing tools. Use pencils, crayons, markers, and chalk on different types of paper.

**20 PLAYING**

Go on a circle hunt! Make a list of all the circle-shaped items you find today.



**21 TALKING**

Choose a word of the day. Write the word down together. Use the word several times during the course of the day.

**22 SINGING**

Make up a song about something that is familiar or interesting to your child.

**23 COUNTING**

Count in nature. How many birds, rocks, flowers, trees do you see?

**24 READING**

Place pieces of paper with big letters written on them around the room. Help your child find them.

*Where's the letter A? On the chair!*

**25 WRITING**

Write your child's first name in big block letters. Color and decorate it together. Talk about each letter.

**26 PLAYING**

Make paper bag puppets and play with them. Introduce them to each other.

*(Instructions are on the back. ➡)*

**27 TALKING**

Go on a listening walk. Listen for birds, the wind, traffic, and point them out. At the end of your walk talk about what you heard.

**28 SINGING**

Take turns singing bits of favorite songs to each other.



**29 COUNTING**

Line up the family from shortest to tallest. From tallest to shortest. From oldest to youngest. From youngest to oldest.

**30 READING**

Get caught reading a book.

## Talking is one of the best ways for children to learn new words.

Speak to your child often during the day and try to use many different words to express your ideas. Children love to imitate, and they will try to imitate your speech. Chances to chat include while you are getting dressed in the morning, eating breakfast, riding in the car, walking from the car to a store, playing together, doing chores, taking a bath, going to bed, and while saying goodnight. Ask lots of open-ended questions, those that require more than a yes or no answer.

### PAPER BAG PUPPETS

You will need:

- Crayons or Markers
- Small paper bags, like lunch bags
- Yarn or ribbon
- Glue stick

Directions:

1. Use your crayons and markers to create a face on the bottom of your paper bag.
2. Use glue and yarn or ribbon to make hair. You can also draw your puppet's hair.
3. Color in the bottom part of your puppet to make clothes.
4. Put your hand inside the bag and put on a puppet show.

### ROW ROW YOUR BOAT

Row, row, row your boat  
Gently down the stream  
Merrily merrily, merrily, merrily  
Life is but a dream

### I HEAR THUNDER

*Sing to the tune "Frère Jacques"*

I hear thunder, I hear thunder.  
*(Pound hands gently on floor or lap)*

Listen, don't you? Listen, don't you?  
*(Cup hand to ear)*


Pitter, patter raindrops; pitter, patter raindrops;  
*(Wiggle fingers in falling motion in front of face)*

I'm wet through,  
*(Shake body)*

So are you!  
*(Tickle your child)*

### RAIN, RAIN, GO AWAY

Rain, Rain,  
Go away;  
Come again,  
Another day;  
Little [child's name]  
wants to play



# Books to Read this Month

Check out these books at the library. If they are not available, ask the librarian for a recommendation.

## FOR READERS AGES 0-3

**Shh! We Have a Plan**

*by Chris Haughton*

**Toesy Toes**

*by Sarah Tsiang*

## FOR READERS AGES 3+

**Saturday**

*by Oge Mora*

**Mixed - A  
Colorful Story**

*by Arree Chung*

